



Edixeon® Federal Reliability Document

As part of Edison-Opto's commitment for quality products, this document presents, in accordance to the latest industry standards and stress criteria, the results of ongoing, long-term stress testing of high power LED.

This reliability document defines in the context such that high power LEDs can be measured and evaluated with lifetime projection. Also it describes the color temperature maintenance of white light products for it is an essential factor for the general lighting specifications.

Through continuous advancement and dynamic evolving technology in LED industry, Edison-Opto continues to offer industry leading, reliable, competent products with definitive performance over time.

Table of Contents

- Edixeon® Federal reliability information and definition
- Reliability item and failure measures
- Edixeon® Federal Lumen maintenance
- Edixeon® Federal Expected Lifetime
- Edixeon® Federal Color maintenance

When electrical current is applied to the LEDs, photons are generated from the LED p-n junction where light is emitted. While emitting light, some forms of energy is being converted to heat. The reliability and lifetime of a semiconductor relies on the temperature at which the LED is being operated. Throughout this document, commonly recognized abbreviations used among LED industry are listed below.

List of abbreviations

LED	Light emitting diode
AllnGaP	Semiconductor material for Amber, Deep Red, Red LEDs
InGaN	Semiconductor material for Blue, Cyan, Dental Blue, Royal Blue, Green, UV, White LEDs
V_F	Forward operating voltage
I_F	Forward operating current
T_J	Junction temperature of LED
R_{th}	Thermal resistance
R_H	Relative humidity
L_{70}	The time at which the intensity is 70% of maximum (30% degradation)
L_{50}	The time at which the intensity is 50% of maximum (50% degradation)
$L_{@6,000hrs}$	Lumen maintenance at 6,000hrs
B_{50}	Half of total testing samples

The following table describes operating life, mechanical, and environmental tests performed on Edixeon® Federal series.

Operating life, mechanical, and environmental tests on Edixeon® Federal :

Stress Test	Stress Conditions	Stress Duration	Failure Criteria
Room Temperature Operating Life	55°C, I _F = DC max ⁽¹⁾	1,000 hours	Note 2
High Temperature High Humidity Operating Life	85°C / 85%RH, I _F = DC max ⁽¹⁾	1,000 hours	Note 2
High Temperature Operating Life	85°C, I _F = DC max ⁽¹⁾	1,000 hours	Note 2
Low Temperature Operating Life	-40°C, I _F = DC max ⁽¹⁾	1,000 hours	Note 2
High Temperature Storage Life	150°C	1,000 hours	Note 2
Low Temperature Storage Life	-40°C	1,000 hours	Note 2
Non-Operating Thermal Shock	-40/125°C, 20 min dwell < 10 sec transfer	500 cycles	No catastrophics
Mechanical Shock	1500 G, 0.5 m sec pulse, 5 shock each 6 axis	N/A	No catastrophics
Free Drop	On concrete from 1.2 m, 3X	N/A	No catastrophics
Variable Vibration Frequency	10-2000-10 Hz, log or Linear sweep rate, 20 G about 1 min, 1.5 mm, 3x/axis	N/A	No catastrophics
Solder Heat Resistance (SHR)	Three JEDEC Pb-free reflow profile	N/A	No catastrophics

Notes:

1. DC max is defined to be 350mA and 700mA for 1W and 3W Edixeon® Federal respectively.

2. Failure Criteria:

Electrical failures

V_F shift >=10%

Light Output Degradation

Percentage level shift >= 50% @1,000hrs or 500cycle

Visual failures

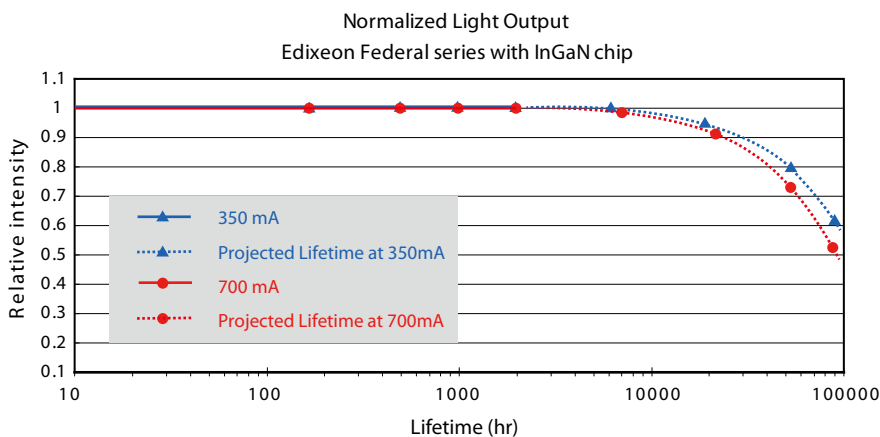
Broken or damaged package on lens or substrate

Referring to the latest industry specifications, L70 is often used as the time when the level of reduced light output would be noticeable to human eye and affect originally intended illumination purposes requirements. In some cases, L50 is being used for less critical illuminating applications.

Even though the LEDs appears to be less bright, they are still functional at this point of time. The lumen decay with respect to lifetime is plotted below. The lifetime projections are statistical data extrapolation. The following graph summarizes the lumen maintenance for Edixeon® Federal series.

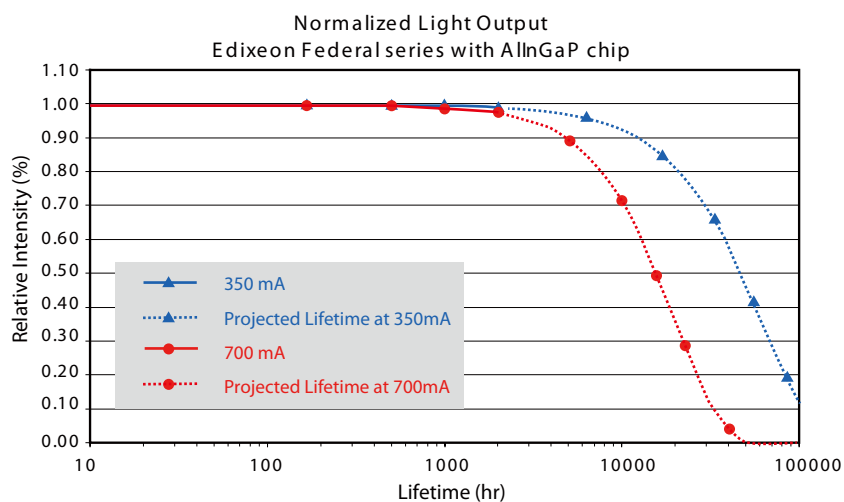
Lifetime for Federal – InGaN chip ($T_a=25^{\circ}\text{C}$, $T_j=125^{\circ}\text{C}$)

Projected Lifetime (L_{70}) for Edixeon Federal series		
I_F (mA)	350	700
$L_{70\%}$ (hour)	62,000	47,000
$L_{50\%}$ (hour)	102,000	77,000
$L_{@6,000\text{hrs}}$ (%)	98.55	98.06



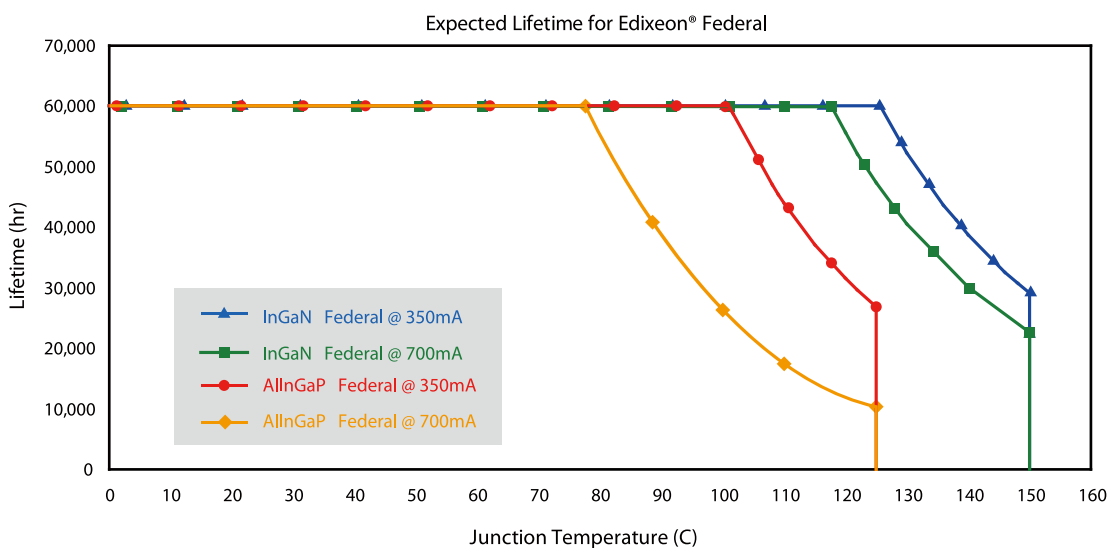
Lifetime for Federal – AllnGaP chip ($T_a=25^{\circ}\text{C}$, $T_j=125^{\circ}\text{C}$)

Projected Lifetime (L_{70}) for Edixeon Federal series		
I_F (mA)	350	700
$L_{70\%}$ (hour)	28,000	10,000
$L_{50\%}$ (hour)	46,000	16,000
$L_{@6,000\text{hrs}}$ (%)	96.51	86.37



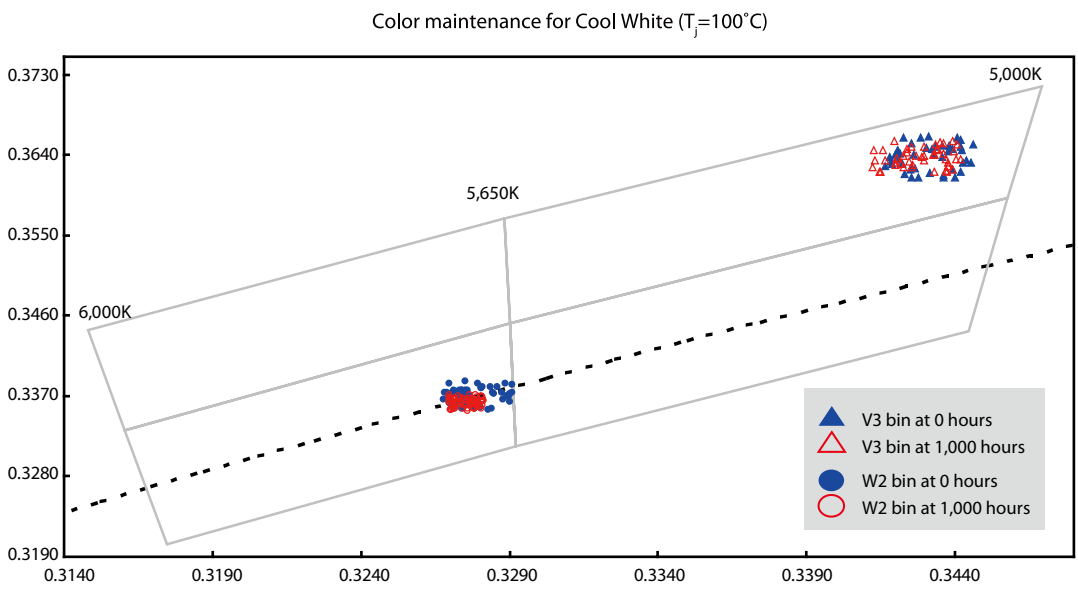
Often times, the actual LED junction temperature from various solid-state lighting products would differ due to difference in thermal design and its in-situ environment.

The performance and lifetime of LED depends on the driving current and junction temperature. While lumen maintenance records and projects the lifetime of LED at a fixed junction temperature, the expected lifetime for Edixeon® Federal with respect to different operating current and junction temperature is presented below:



While constructing a lumen maintainable device, Edison-Opto continues to work toward a homogeneous color binning. Over a period of operation, the efficacy of phosphor would decay due to heat generated by LED, resulting in color shift of phosphorous white LED products.

Figures below are accumulated statistical data of color maintenance for Edixeon® Federal series, plotted on the CIE 1931 coordinate system. The spatial change in color is recorded with selective Edixeon® CCT binning group.





About Edison Opto

Edison Opto is a leading high power LED manufacturer and a solution provider experienced in optical design and thermal management for the emerging SSL market. With R&D headquarter in Taiwan, as well as distribution network over twenty-six countries, Edison Opto offers a diverse range of high power LED products to worldwide commercial, industrial, retail, and residential markets.

Disclaimer. Edison Opto may make conditional changes affecting the performance or other characteristics of our products in conforming to the latest technological advancement of LED manufacturing processes. The products constructed after such changes will continue to adhere the test criteria according to published data. The correlative data of technical parameters are presented as accumulated statistical figures. These figures do not necessarily reflect the actual parameters of each single product and may differ from the typical characteristic presented in this document. Edison Opto assumes neither warranty, nor guarantee for any other liability of any damage resulting from the usage of the presented data. As part of its policy of continuous research and development, Edison Opto reserves the right to change or withdraw specifications without prior notice.